

3/4 Channel RF LED Controller

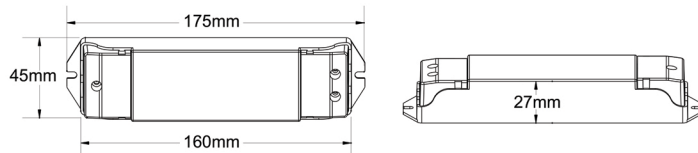
Summary

- 3/4 channel RF 2.4G controller, default as RGB/RGBW type, need match RGB/RGBW remote, create colorful static or dynamic effect.
- Can also be used as dual color temperature or dimming controller, good compatibility.
- Full compatibility with a variety of single color, dual color and RGB/RGBW remote.
- Smooth dimming and switch without any flickering.
- When control RGB/RGBW lamp, built in 10 mode, include jump or gradual change style.
- Adopt 2.4GHz wireless technology, remote distance up to 30m, can accept up to 10 remote control.
- Auto-transmitting function, one receiver can transmit the signal from the remote to another receiver within 15m, so the remote control distance can be beyond 100m.
- Auto-synchronization function, different receivers can work synchronously when they are controlled by the same remote, under same dynamic mode and same speed.
- Can be WiFi controlled by APP installed on IOS or Android mobile devices while working with WiFi-Relay controller. User can customize own RGB change mode list by APP for advanced function.
- Can connect with external push switch to achieve on/off and scene change function.
- 3/4CH CV RF controller can connect unlimited number of 3/4CH CV or CC power repeaters in series or in parallel to expand output power, achieve synchronous control effect.

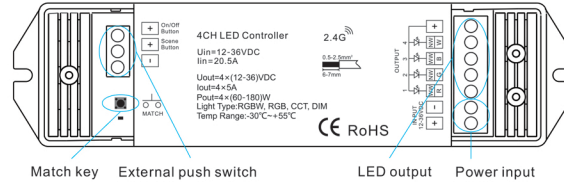
Technical parameter

Model	Name	Input voltage	Output current	Output power	Output type
6342	4CH CV RF controller	12-36VDC	4CH,5A/CH	4 x (60-180)W	Constant voltage

Dimension



Interface specification



RGB change mode list

No.	Name	No.	Name
1	RGB jump	6	RGB fade in and out
2	RGB smooth	7	Red fade in and out
3	6 color jump	8	Green fade in and out
4	6 color smooth	9	Blue fade in and out
5	Yellow cyan purple smooth	10	White fade in and out

Match guide

6342 receiver match with all kinds of single or multiple zone 2.4G RF remote controller. After match different color RF remote, the receiver become the same color controller.

Use Match key

1. Match: Short press match key, within 5s, press on/off key or zone key of the remote.
2. Delete: Long press match key for 5s, delete all matched remote.
3. Multiple zone remote only use zone key to match each zone receiver.

up

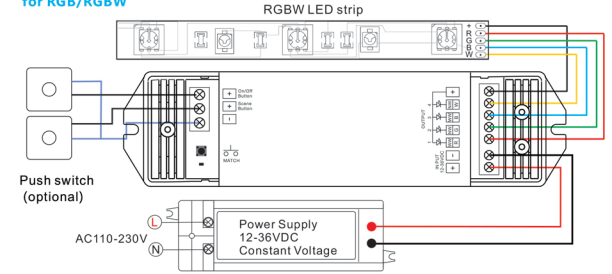
1. Match: Switch off the power, then switch on power again, short press on/off key or zone key 3 times on the remote quickly within 5s after power on, the link is done once the light blinks 3 times.
2. Delete: Switch off the power, then switch on power again, short press on/off key or zone key 5 times on the remote quickly within 5s after power on, the unlink is done once the light blinks 5 times.
3. Multiple zone remote only use zone key to match each zone receiver.

External push switch

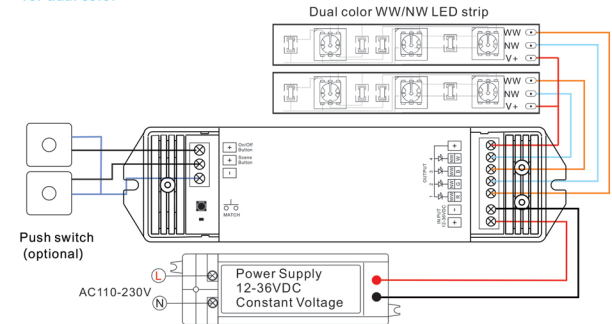
- On/Off
 1. Short press: Turn on/off light.
 2. Long press(1-5s): When light is on, increase or decrease brightness continuously.
 3. Long press(10s): When multiple controllers share a on/off key, achieve simultaneous adjustment.
- Scene
 1. Short press: Select 8 scenes.
 2. Long press(10s): When multiple controllers share a scene key, achieve simultaneous select.

Wiring diagram

for RGB/RGBW



for dual color



for single color

