

# IP65 LED BATTEN LIGHT INSTALLATION INSTRUCTIONS

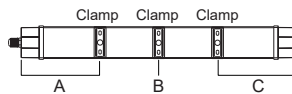
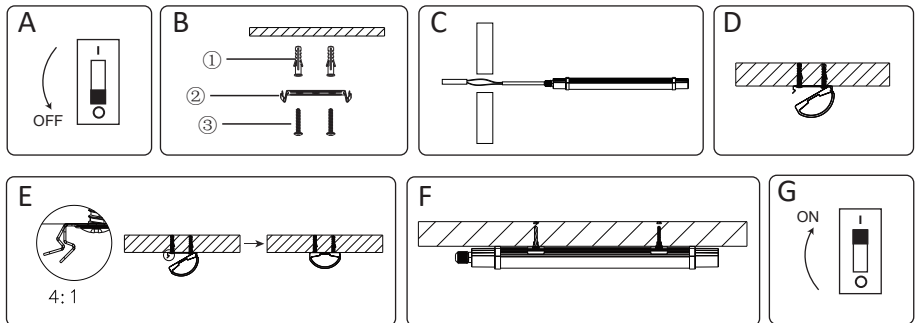
## 1. SPECIFICATIONS:

Input voltage : AC220-240 50/60Hz

Safety class : II

IP class : IP65

## 2. INSTALLATIONS

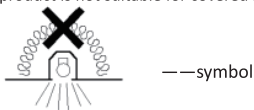


Model	INSTALLATION REQUIREMENTS			ACCESSORIES		
6691/6692	A= 15cm	/	C= 15cm	Screws*4	Plastic Expanding Tube*4	Clamps*2
6694/6695	A= 25cm	/	C= 25cm	Screws*4	Plastic Expanding Tube*4	Clamps*2
6697/6698	A= 20cm	B= central	C= 20cm	Screws*6	Plastic Expanding Tube*6	Clamps*3

## 3. ATTENTIONS

- 3.1 the product must be installed by qualified electrician.
- 3.2 This product is strictly forbidden for high humidity environment.
- 3.3 If the shell is seriously damaged or the lens is broken, the product is unqualified and it can't be used.

This product is not suitable for covered by heat insulating material



(Warning: the lamps can't be covered by any heat insulation material whenever)

In order to make the lamps installed correctly, after unpacking, please read this manual carefully, and properly keep it.